

# **2022 Report**

## **Ontario Dry Bean Variety Trials**

**Prepared by the Ontario Pulse Crop Committee**

**Data collected 2018 - 2022**

**[www.gobeans.ca](http://www.gobeans.ca)**



This infosheet contains the most recent variety information for registered dry edible bean varieties planted and harvested in 2022. Experimental and non-registered varieties may also be included in the trials, but data is not presented. Contact one of the individuals listed below, for information on other varieties or to comment on the trials. The information is prepared annually by the Ontario Pulse Crop Committee (OPCC).

## REFERENCES:

### For more information contact:

<p>Meghan Moran          Canola &amp; Edible Bean Specialist          Chair of the Ontario Pulse Crop Committee          Ontario Ministry of Agriculture, Food and Rural Affairs          Email: meghan.moran@ontario.ca          Phone: 519-546-1725</p>	<p>Chris Gillard          Interim Chair 2022-23          Associate Professor, Dry Bean Agronomy &amp; Pest Management          University of Guelph, Ridgetown Campus          Ridgetown, ON N0P 2C0          E-mail: cgillard@uoguelph.ca          Phone: 519-674-1500 x63632</p>
<p>Dr. Jamie Larsen          Research Scientist, Dry Bean Breeding          Co-ordinator of the Coloured Bean Variety Performance Trials          Agriculture and Agri-Food Canada          2585 County Rd 20          Harrow, ON N0R 1G0          E-mail: jamie.larsen@agr.gc.ca          Phone: 519-738-1216</p>	<p>Emily Morneau          Technician, Secretary of the OPCC          Co-ordinator of the Coloured Bean Variety Performance Trials          Agriculture and Agri-Food Canada          2585 County Rd 20          Harrow, ON N0R 1G0          E-mail: emily.morneau@agr.gc.ca          Phone: 519-325-8279</p>
<p>Dr. K. Peter Pauls          Professor, Genomics and Dry Bean Breeding          Department of Plant Agriculture          University of Guelph          Crop Science Bldg., Room 325          Guelph, ON N1G 2W1          E-mail: ppauls@uoguelph.ca          Phone: 519-824-4120 x54136</p>	<p>Lyndsay Schram          Technician          Department of Plant Agriculture          University of Guelph          Crop Science Bldg.          Guelph, ON N1G 2W1          E-mail: lschram@uoguelph.ca          Phone: 519-824-4120 x58339</p>

## **TABLE OF CONTENTS:**

- Table 1a – 2016-2020 White Bean Variety Performance Trial, Long Season Area
- Table 1b – 2018-2022 White Bean Variety Performance Trial, Short Season Area
- Graph 1c – 2020-2022 White Bean Variety Performance Trial, Short Season Area, 3 Year Average
- Graph 1d – 2018-2020 White Bean Variety Performance Trial, Long Season Area, 3 Year Average
- Table 2 – 2020–2022 White Bean Characteristics and Distributors
- Table 3 – 2020–2022 Coloured Bean Major Variety Characteristics and Distributors
- Table 4 – 2018-2022 Coloured Bean Major Variety Performance Trial
- Graph 4a – 2020-2022 Cranberry Bean Variety Performance Trial, All Areas, 3 Year Average
- Graph 4b – 2020-2022 Kidney Bean Variety Performance Trial, All Areas, 3 Year Average
- Table 5 – 2018-2022 Coloured Bean Minor Variety Performance Trial
- Graph 5a – 2020-2022 Coloured Bean Minor Variety Performance Trial, All Areas, 3 Year Average
- Table 6 – 2020-2022 Coloured Bean Minor Characteristics and Distributors
- Table 7 – Addresses of Distributors for Edible Bean Varieties

**Table 1a - 2016-2020 White Bean Variety Performance Trial, Long Season Area**

Variety	Days to Maturity <sup>2</sup>	Yield (lbs/ac) <sup>1</sup>													
		Long Season All Locations <sup>4</sup>				St Thomas <sup>4</sup>					Woodstock <sup>4</sup>				
		5 Year	4 Year	3 Year	2 Year	5 Year	4 Year	3 Year	2 Year	2020	5 Year	4 Year	3 Year	2 Year	2020
Indi	90	--	--	3704	3524	--	--	4221	4426	4770	--	--	3188	2622	1790
OAC Fusion	90	2820	2975	3037	2962	3162	3200	3153	3497	4123	2478	2750	2920	2426	2038
Bolt	90	2842	3021	3171	2984	3105	3180	3270	3440	3685	2580	2862	3072	2528	2149
AAC Shock	90	2901	3058	3215	3283	3161	3195	3255	3589	3784	2641	2921	3176	2977	2396
HMS Medalist	91	--	--	--	3566	--	--	--	4291	4443	--	--	--	2840	2256
OAC Thunder	91	2707	2944	3038	3132	3187	3389	3446	3971	3968	2228	2499	2629	2292	1949
OAC Charm	92	--	--	3674	3631	--	--	3892	4243	4394	--	--	3456	3019	2417
SV1893GH	92	--	--	--	--	--	--	--	--	4280	--	--	--	--	2000
Lightning	92	2737	2897	3050	2960	2967	3041	3102	3491	3424	2507	2753	2999	2430	2249
Armada	92	--	--	3844	3708	--	--	4221	4362	4580	--	--	3467	3054	2414
OAC Marker	93	--	--	3421	3384	--	--	3684	4048	4135	--	--	3159	2721	2338
Blizzard	93	--	--	3762	3673	--	--	4269	4478	4648	--	--	3255	2867	2392
OAC Plasma	94	3213	3416	3538	3541	3456	3553	3627	4057	4341	2971	3278	3449	3025	2510
Mist	94	3093	3293	3546	3466	3582	3637	3921	4138	4438	2604	2949	3172	2795	2157
Lighthouse	95	3201	3407	3558	3426	3783	3909	3981	4235	4464	2619	2905	3136	2616	2091
AAC Argosy	95	3264	3474	3581	3522	3736	3875	3909	4121	4141	2792	3072	3253	2923	2418
Nautica	95	3171	3346	3370	3238	3683	3799	3740	3962	3828	2659	2893	3000	2515	1716
T9905	95	3391	3601	3821	3545	3912	4040	4326	4346	4547	2870	3162	3316	2744	2256
AC Apex	95	3206	3419	3495	3518	3603	3699	3682	4166	4095	2808	3140	3309	2871	2452
OAC Equinox	97	--	--	3816	3711	--	--	4181	4603	4803	--	--	3451	2820	2274
OAC Award	97	--	--	3688	3703	--	--	3799	4233	4364	--	--	3576	3172	2797
Rogue	97	3304	3519	3610	3490	3574	3667	3671	3890	3952	3035	3371	3549	3091	2500
Rexeter	98	3062	3234	3374	3247	3699	3787	3912	4258	4380	2425	2681	2837	2235	1880
<b>Average Yield (lbs/ac)<sup>1</sup></b>		<b>3065</b>	<b>3257</b>	<b>3491</b>	<b>3419</b>	<b>3472</b>	<b>3569</b>	<b>3774</b>	<b>4084</b>	<b>4243</b>	<b>2658</b>	<b>2945</b>	<b>3208</b>	<b>2754</b>	<b>2236</b>
<b>LSD (0.05)<sup>3</sup></b>		<b>153</b>	<b>173</b>	<b>203</b>	<b>213</b>	<b>254</b>	<b>288</b>	<b>330</b>	<b>323</b>	<b>470</b>	<b>171</b>	<b>194</b>	<b>234</b>	<b>278</b>	<b>348</b>

<sup>1</sup> To convert lbs/acre to t/ha divide by 893.

<sup>2</sup> Maturity is 3 year average. Maturity rating is affected by planting date and area where variety is being grown. Varieties are rated as mature when 95% of the pods are ripe. Normally, 3-10 additional drying days are needed before the crop is dry enough for combining.

<sup>3</sup> LSD (0.05) - the LSD is a measure of variability within the trial. There is a ninety five percent probability that yields that differ by an amount greater than the LSD are different.

Yields that differ by an amount less or equal to the LSD should be considered the same.

<sup>4</sup>No sufficient data was generated in 2021 or 2022 for long season locations.

Long Season Testing Locations					
St Thomas	2020	2019	2018	2017	2016
Woodstock	2020	2019	2018	2017	2016

**Table 1b - 2018-2022 White Bean Variety Performance Trial, Short Season Area**

Variety	Days to Maturity <sup>2</sup>	Yield (lbs/ac) <sup>1</sup>																	
		Short Season All Locations				Blyth				Exeter					Elora	Winchester			
		5 Year	4 Year	3 Year	2 Year	4 Year	3 Year	2 Year	2022	5 Year	4 Year	3 Year	2 Year	2022	2022	4 Year	3 Year	2 Year	2022
Bolt	97	2596	2542	2515	2296	2917	2887	2737	2368	2525	2362	2329	2059	1725	936	2960	2961	2771	2512
Indi	97	2996	2951	2926	2771	3419	3477	3338	3154	3040	2855	2754	2560	2020	1060	3379	3400	3272	2881
AAC Shock	98	2898	2859	2812	2686	3321	3247	3163	2738	2879	2732	2709	2502	2060	882	3232	3203	3294	2982
OAC Thunder	99	2847	2799	2727	2491	3126	3139	3026	2755	2793	2662	2666	2309	1987	1126	3247	3027	2819	2436
Blizzard	100	3086	3074	3065	2983	3273	3351	3356	3114	3071	2980	2907	2713	2253	1787	3545	3539	3478	3313
HMS Medalist	100	--	3070	3048	2888	3458	3613	3512	3632	--	2788	2697	2478	2190	1654	3482	3443	3290	2946
Armada	100	3173	3119	3075	2952	3429	3511	3284	3292	3032	2822	2681	2482	2360	1738	3651	3642	3697	3593
T9905	101	2959	2940	2904	2718	3127	3187	3146	2949	2888	2788	2698	2405	2025	1182	3521	3542	3373	2916
Lighthouse	102	2975	2918	2898	2737	3332	3404	3359	3316	2909	2733	2663	2464	2040	1417	3236	3197	3047	2704
Nautica	103	2771	2736	2634	2579	2974	3010	3002	3181	2779	2686	2601	2399	2110	1253	3173	2988	3001	2913
AAC Argosy	103	2934	2870	2796	2630	3050	3028	3063	2617	2974	2815	2759	2434	2069	1270	3337	3261	3073	2593
Rogue	104	2992	2946	2907	2763	3124	3135	3102	3032	3017	2922	2816	2484	2094	1305	3369	3448	3431	3201
Rexeter	106	2857	2799	2707	2551	3156	3107	3035	3118	2975	2847	2710	2511	2319	1012	3113	3024	2876	2443
<b>Average Yield (lbs/ac)<sup>1</sup></b>		<b>2924</b>	<b>2894</b>	<b>2847</b>	<b>2696</b>	<b>3208</b>	<b>3238</b>	<b>3163</b>	<b>3020</b>	<b>2907</b>	<b>2769</b>	<b>2692</b>	<b>2446</b>	<b>2096</b>	<b>1279</b>	<b>3327</b>	<b>3283</b>	<b>3186</b>	<b>2879</b>
<b>LSD (0.05)<sup>3</sup></b>		<b>86</b>	<b>97</b>	<b>113</b>	<b>131</b>	<b>208</b>	<b>249</b>	<b>265</b>	<b>397</b>	<b>166</b>	<b>188</b>	<b>234</b>	<b>260</b>	<b>375</b>	<b>277</b>	<b>217</b>	<b>239</b>	<b>301</b>	<b>494</b>

<sup>1</sup> To convert lbs/acre to t/ha divide by 893.

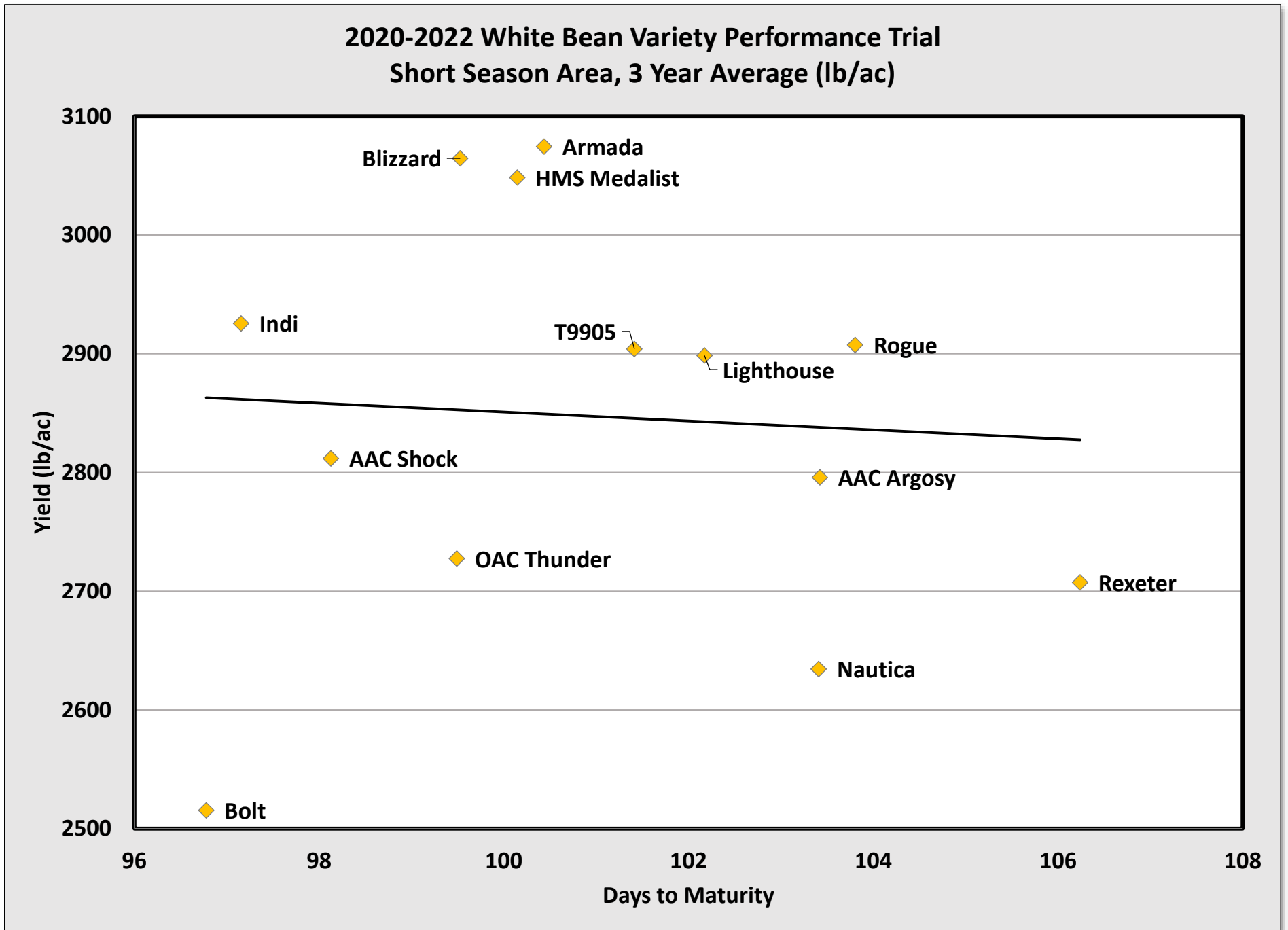
<sup>2</sup> Maturity is 3 year average. Maturity rating is affected by planting date and area where variety is being grown. Varieties are rated as mature when 95% of the pods are ripe. Normally, 3-10 additional drying days are needed before the crop is dry enough for combining.

<sup>3</sup> LSD (0.05) - the LSD is a measure of variability within the trial. There is a ninety five percent probability that yields that differ by an amount greater than the LSD are different.

Yields that differ by an amount less or equal to the LSD should be considered the same.

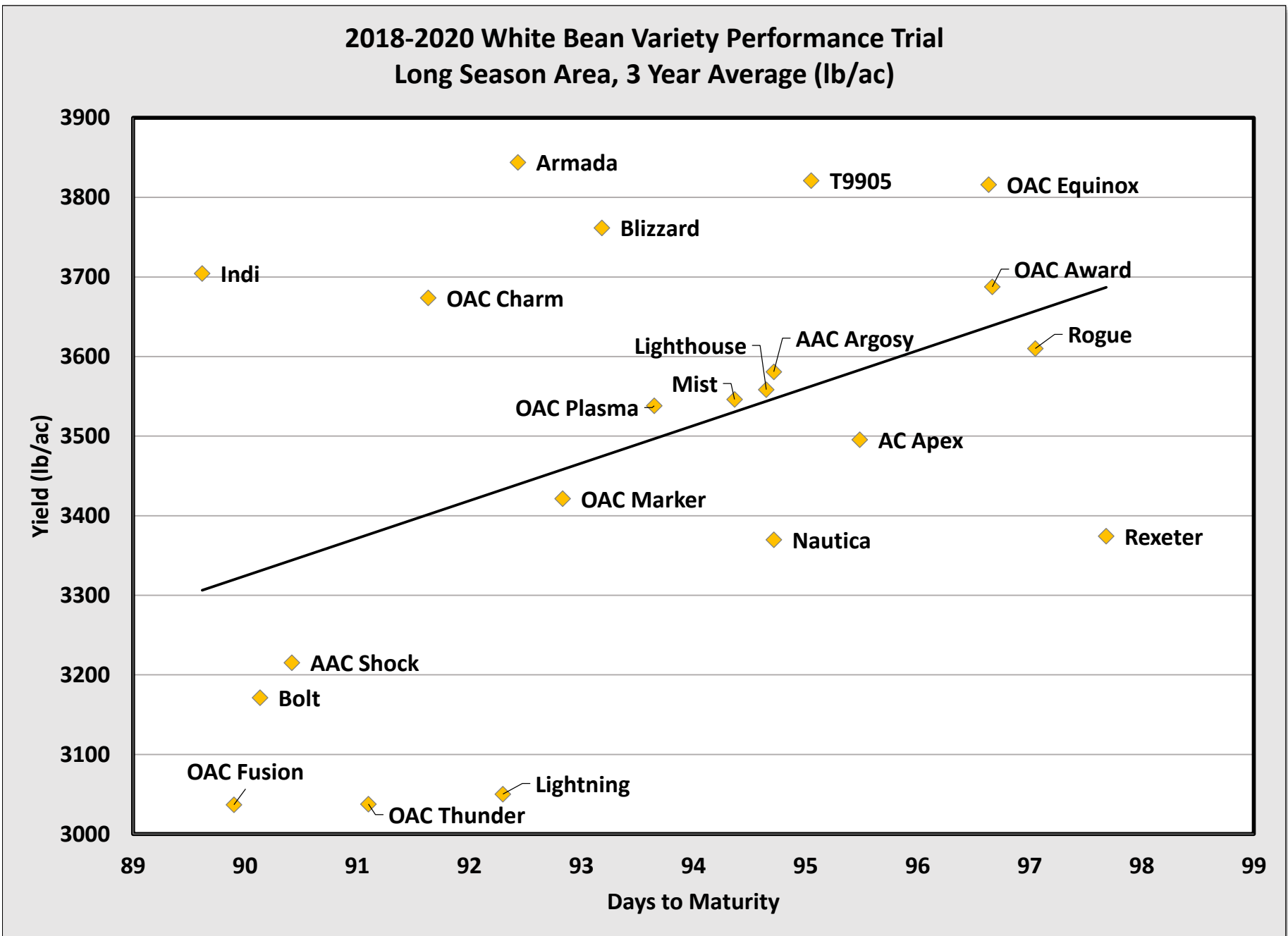
Short Season Testing Locations					
Blyth	2022	2021	2020	2019	--
Exeter	2022	2021	2020	2019	2018
Elora	2022	--	2020	2019	2018
Winchester	2022	2021	2020	2019	--

Graph 1c: White Bean Short Season Area





Graph 1d: White Bean Long Season Area



No sufficient data was generated in 2021 or 2022 for long season locations.

**Table 2 - 2020-2022 White Bean Characteristics and Distributors**

Variety	100 Seed Weight <sup>3</sup> (g)	Disease Reaction <sup>1</sup>					Common Blight	Harvestability <sup>4</sup>	Distributor
		Bean Common Mosaic Virus		Anthracnose <sup>2</sup>					
		Race		Race					
		1	15	17	23	73			
Bolt	24.3	R	R	S	S	R	S	1.8	Hensall Co-op
Indi	20.3	R	S	S	S	S	S	1.5	ADM Seedwest
AAC Shock	23.7	R	R	S	S	S	R	2.2	Hensall Co-op
Blizzard	20.8	NA	NA	NA	NA	S	S	1.8	ProVita, ADM Seedwest
OAC Thunder	22.9	R	R	S	S	S	S	2.4	SeCan
HMS Medalist	21.0	R	S	S	S	S	S	2.1	ADM Seedwest
Armada	23.8	NA	NA	NA	NA	S	S	1.8	ADM Seedwest
T9905	23.7	R	R	R	R	S	S	2.3	Treasure Valley, The Andersons
Lighthouse	22.1	R	R	NA	R	S	R	2.0	R.T. Bolton
AAC Argosy	23.7	R	R	S	S	S	R	2.3	Hensall Co-op
Nautica	20.2	R	R	S	S	S	S	2.0	Hensall Co-op
Rogue	20.2	R	R	NA	NA	R	R	3.4	Hensall Co-op
Rexeter	21.1	R	S	S	S	S	R	2.7	Hensall Co-op

<sup>1</sup> R = Resistant, S = Susceptible, NA = Not Available

<sup>2</sup> Anthracnose ratings, the predominant race found now in Ontario is Race 73. Race 17 (binary system) is equivalent to the Alpha race, race 23 (binary system) is equivalent to the Delta race.

<sup>3</sup> To convert 100 seed weight (g) to seeds per pound divide 45,400 by seed weight. Example: 45,400 / 63 gm = 720 seeds/lb

<sup>4</sup> A variety's harvestability is based on a scale of 1-5, where 1 = upright plant type, standing erect with good bottom pod height and 5 = more prostrate plant type or plants that are not erect, with poor bottom pod height.



**Table 3 - 2020-2022 Coloured Bean Characteristics and Distributors**

Variety	Market Class	100 Seed Weight <sup>1</sup> (g)	Disease Reaction <sup>2</sup>					Harvestability <sup>4</sup>	Distributor
			Bean Common Mosaic Virus		Anthracnose <sup>3</sup>				
			Race 1	Race 15	Alpha Race 17	Delta Race 23	Race 73		
Etna	Cranberry	59	R	R	S	S	S	2.5	Hensall Co-op
Amaranto	Cranberry	60	R	NA	NA	NA	NA	2.6	Hensall Co-op
OAC Navabi	Cranberry	61	R	R	NA	NA	R	2.3	Plovgh
Vero	Cranberry	60	NA	NA	NA	NA	NA	3.5	ADM Seedwest
Red Rider	Cranberry	60	R	R	R	R	S	3.2	SeCan
Red Hawk	Dark Red Kidney	53	R	R	R	S	R	3.1	Treasure Valley
Rampart	Dark Red Kidney	52	R	R	NA	NA	NA	3.1	Trinity Genetics
Gallantry	Dark Red Kidney	57	NA	NA	NA	NA	R	2.6	Hensall Co-op
Epic	Dark Red Kidney	60	R	R	NA	NA	NA	3.2	Trinity Genetics
Dynasty	Dark Red Kidney	61	R	S	R	S	R	2.9	Hensall Co-op
Red Dawn	Light Red Kidney	60	R	R	NA	NA	NA	2.8	Western Harvest Bean
Big Red	Light Red Kidney	60	NA	NA	NA	NA	R	2.9	Western Harvest Bean
Pink Panther	Light Red Kidney	63	R	R	R	S	R	2.9	Treasure Valley
OAC Firebrand	Light Red Kidney	54	NA	NA	NA	NA	R	2.8	AAFC/U of G
OAC Inferno	Light Red Kidney	61	R	S	R	S	R	3.4	Hensall Co-op
Yeti	White Kidney	55	R	R	NA	S	R	2.8	Hensall Co-op

<sup>1</sup> Seed weight is 3 year average. Maturity rating is affected by planting date and area where variety is being grown.

Varieties are rated as mature when 95% of the pods are ripe. Normally, 3-10 additional drying days are needed before the crop is dry enough for combining.

<sup>2</sup> R = Resistant, S = Susceptible, NA = Not Available

<sup>3</sup> Anthracnose ratings- the predominant race in Ontario is Race 73. Race 17 (binary system) is equivalent to the Alpha race, race 23 (binary system) is equivalent to the Delta race.

<sup>4</sup> A variety's harvestability is based on a scale of 1-5, where 1 = upright plant type, standing erect with good bottom pod height and 5 = more prostrate plant type or plants that are not erect, with poor bottom pod height.

**Table 4 - 2018-2022 Coloured Bean Variety Performance Trial**

Variety	Market Class	Days to Maturity <sup>2</sup>	100 Seed Weight <sup>3</sup> (g)	Yield (lbs/ac) <sup>1</sup>														
				All Locations				Elora	St Thomas					Woodstock				
				5 Year	4 Year	3 Year	2 Year	2022	5 Year	4 Year	3 Year	2 Year	2022	5 Year	4 Year	3 Year	2 Year	2022
Etna	Cranberry	80	59	2003	1888	1768	1779	1230	2240	1904	1766	1630	1824	2281	1918	1729	1798	1690
Amaranto	Cranberry	82	60	--	--	--	--	1070	--	--	--	--	1953	--	--	--	--	2230
OAC Navabi	Cranberry	82	61	2198	2158	2081	2020	1197	2727	2566	2437	2097	2147	2253	1957	1890	2008	1865
Vero	Cranberry	83	60	1876	1825	1757	1682	1129	1938	1740	1695	1392	1655	2130	1846	1673	1658	1904
Red Rider	Cranberry	88	60	2291	2246	2157	2122	1472	2482	2295	2174	1779	1716	2713	2385	2330	2453	2895
<b>Average (lbs/ac)</b>				<b>2092</b>	<b>2029</b>	<b>1941</b>	<b>1901</b>	<b>1219</b>	<b>2347</b>	<b>2126</b>	<b>2018</b>	<b>1724</b>	<b>1859</b>	<b>2344</b>	<b>2027</b>	<b>1906</b>	<b>1979</b>	<b>2117</b>
Red Hawk	Dark Red Kidney	85	53	1814	1757	1718	1525	1191	2037	1857	1868	1389	1641	1991	1746	1702	1716	1864
Rampart	Dark Red Kidney	86	52	--	--	1648	1685	1008	--	--	1870	1606	1709	--	--	1733	1824	1963
Gallantry	Dark Red Kidney	87	57	2250	2238	2232	2133	1483	2614	2451	2399	1986	2028	2609	2359	2297	2433	2373
Epic	Dark Red Kidney	87	60	--	--	1802	1794	1304	--	--	2062	1761	1712	--	--	1685	1821	1773
Dynasty	Dark Red Kidney	88	61	2285	2225	2157	2102	1630	2450	2296	2230	1827	1723	2711	2401	2288	2393	2661
<b>Average (lbs/ac)</b>				<b>2116</b>	<b>2073</b>	<b>1912</b>	<b>1848</b>	<b>1323</b>	<b>2367</b>	<b>2201</b>	<b>2086</b>	<b>1714</b>	<b>1763</b>	<b>2437</b>	<b>2169</b>	<b>1941</b>	<b>2037</b>	<b>2127</b>
Red Dawn	Light Red Kidney	77	60	--	--	1408	1411	1014	--	--	1450	1144	1095	--	--	1410	1460	1563
Big Red	Light Red Kidney	82	60	1979	1890	1737	1684	901	2328	1942	1676	1443	1524	2278	1999	1802	1788	1676
Pink Panther	Light Red Kidney	83	63	1928	1826	1736	2004	1285	2054	1827	1789	1863	2205	2300	1981	1860	2148	2284
OAC Firebrand	Light Red Kidney	90	54	2392	2342	2275	2198	1181	2676	2524	2585	2418	1998	2641	2329	2228	2242	2290
OAC Inferno	Light Red Kidney	92	61	2434	2318	2291	2133	1559	2641	2391	2302	1854	1224	2704	2360	2363	2388	2460
<b>Average (lbs/ac)</b>				<b>2183</b>	<b>2094</b>	<b>1889</b>	<b>1886</b>	<b>1188</b>	<b>2425</b>	<b>2171</b>	<b>1960</b>	<b>1745</b>	<b>1609</b>	<b>2480</b>	<b>2167</b>	<b>1933</b>	<b>2005</b>	<b>2055</b>
Yeti	White Kidney	90	55	2104	2035	2029	1869	1111	2393	2314	2343	1814	1823	2453	2024	1913	1933	2083
<b>Average (lbs/ac)</b>				<b>2104</b>	<b>2035</b>	<b>2029</b>	<b>1869</b>	<b>1111</b>	<b>2393</b>	<b>2314</b>	<b>2343</b>	<b>1814</b>	<b>1823</b>	<b>2453</b>	<b>2024</b>	<b>1913</b>	<b>1933</b>	<b>2083</b>
<b>LSD (0.05)<sup>4</sup></b>				<b>98</b>	<b>107</b>	<b>125</b>	<b>160</b>	<b>300</b>	<b>227</b>	<b>230</b>	<b>256</b>	<b>290</b>	<b>415</b>	<b>205</b>	<b>210</b>	<b>249</b>	<b>333</b>	<b>539</b>

<sup>1</sup> To convert lbs/acre to t/ha divide by 893.

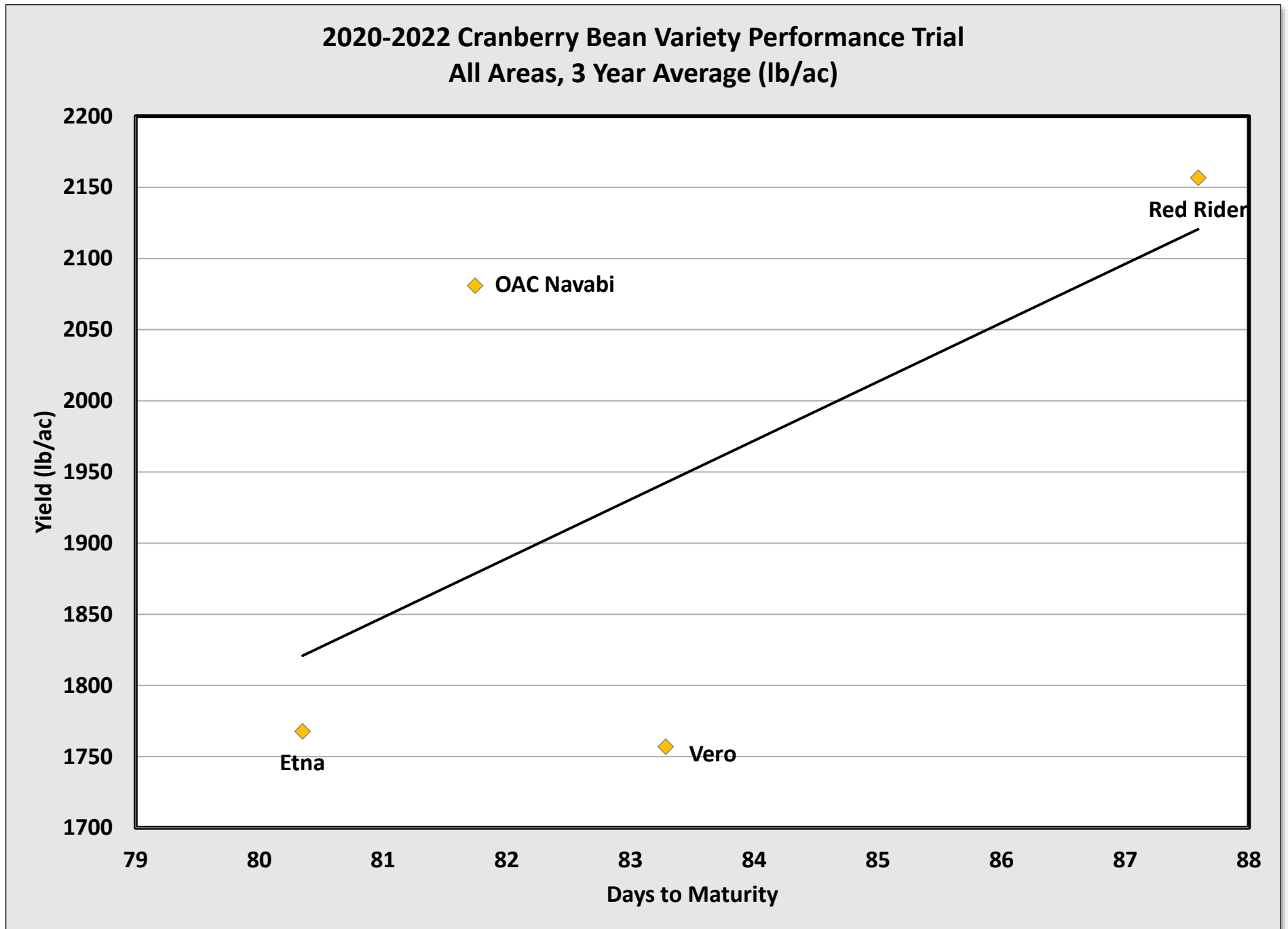
<sup>2</sup> Days to Maturity is 3 year average. Maturity rating is affected by planting date and area where variety is being grown. Varieties are rated as mature when 95% of the pods are ripe. Normally, 3-10 additional drying days are needed before the crop is dry enough for combining.

<sup>3</sup>Seed Weight is 3 year average. To convert 100 Seed weight (g) to seeds per pound divide 45,400 by seed weight. Example: 45,400 / 63 gm = 720 seeds/lb

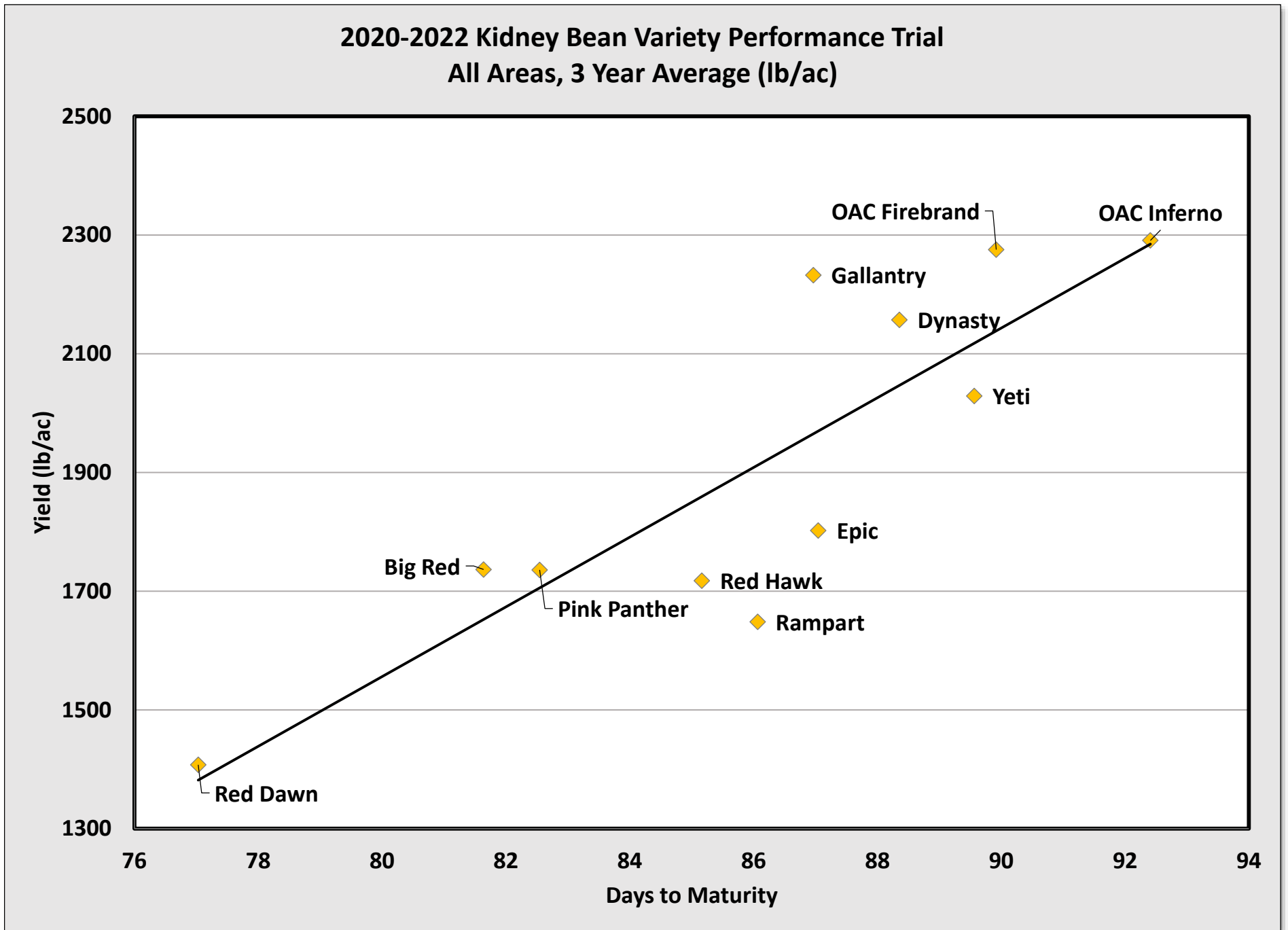
<sup>4</sup>. LSD (0.05) - the LSD is a measure of variability within the trial. There is a ninety five percent probability that yields that differ by an amount greater than the LSD are different. Yields that differ by an amount less or equal to the LSD should be considered the same.

Testing Locations					
St Thomas	2022	2021	2020	2019	2018
Exeter	--	2021	2020	2019	2018
Elora	2022	--	2020	2019	2018
Woodstock	2022	2021	2020	2019	2018

Graph 4a: Cranberry Bean



Graph 4b: Kidney Bean



**Table 5 - 2018-2022 Coloured Minor Bean Variety Performance Trial**

Variety	Market Class	Days to Maturity <sup>2</sup>	Yield (lbs/ac) <sup>1</sup>													
			All Locations				Exeter					Winchester				
			5 Year	4 Year	3 Year	2 Year	5 Year	4 Year	3 Year	2 Year	2022	5 Year	4 Year	3 Year	2 Year	2022
Windbreaker	Pinto	92	--	--	--	2721	--	--	--	1987	1672	--	--	--	3377	2646
Zenith	Black	95	3496	3541	3506	3336	3112	3023	2971	2659	2089	3533	3696	3614	3910	2894
La Paz	Pinto	95	3461	3525	3471	3430	3079	3104	2904	2814	2650	3950	4004	4089	4335	3844
OAC Rosito	Small Red	96	3143	3205	2988	2848	2706	2492	2290	2130	1889	3273	3577	3308	3493	2908
Viper	Small Red	96	3646	3666	3579	3422	3283	3191	2990	2672	2206	3780	3911	3877	4089	3610
Zorro	Black	96	3434	3485	3339	3138	3128	3032	2906	2697	2451	3465	3653	3426	3470	2597
Blackbeard	Black	97	3530	3547	3487	3517	3291	3140	3042	2807	2278	3620	3689	3622	4014	3628
Black Tails	Black	97	--	3549	3469	3344	--	3061	2930	2715	2525	--	3891	3700	3802	3338
OAC Vortex	Black	97	3597	3607	3592	3577	3184	3076	3051	2743	2198	3786	3892	3712	3956	3198
Spectre	Black	101	3613	3575	3525	3305	3309	3121	3011	2774	2667	3590	3717	3685	3774	3181
Average Yield (lbs/ac) <sup>1</sup>			3490	3522	3440	3264	3137	3027	2899	2600	2263	3625	3781	3670	3822	3184
LSD (0.05) <sup>3</sup>			134	133	158	171	196	222	267	265	409	218	205	243	290	386

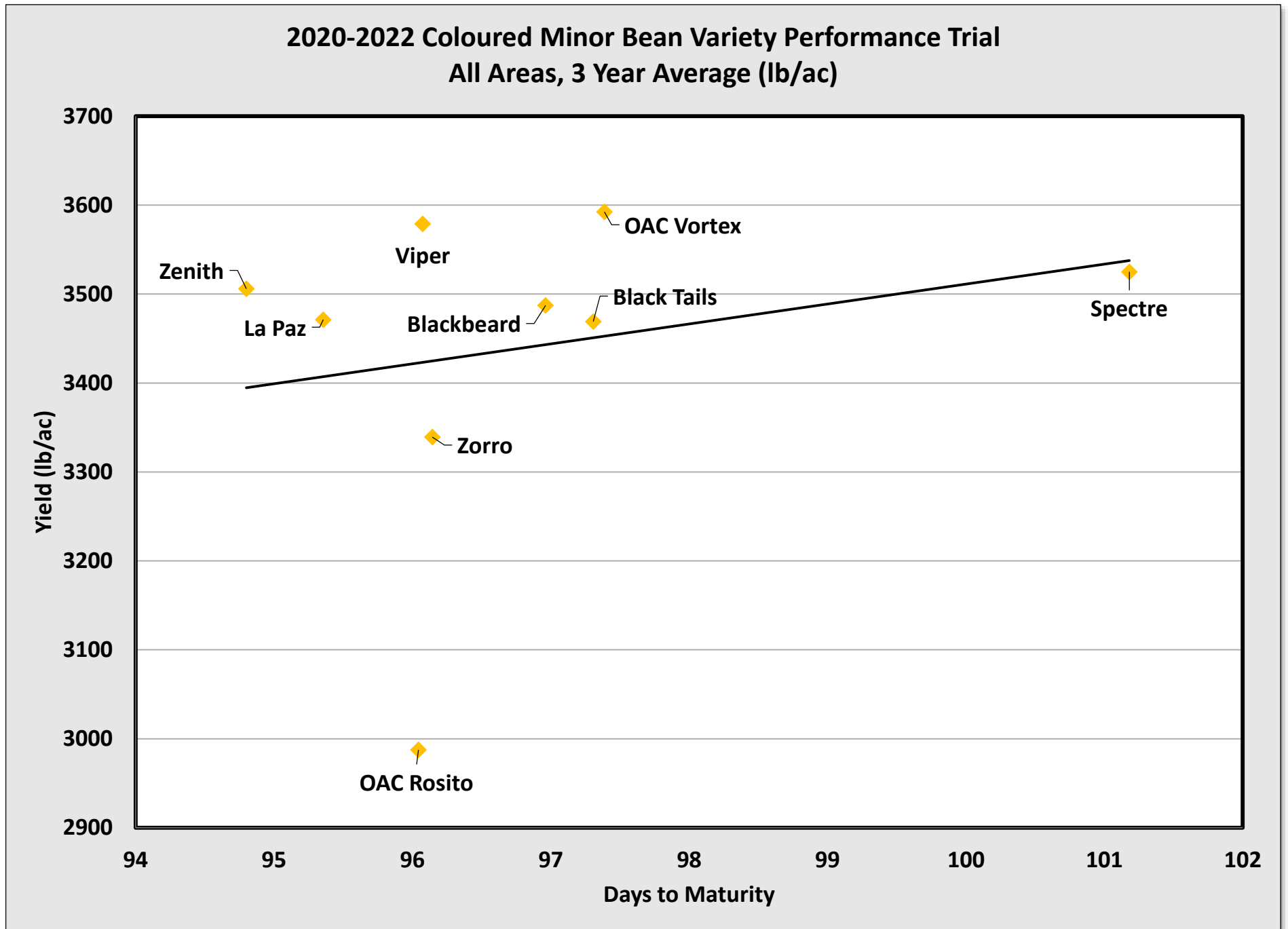
<sup>1</sup> To convert lbs/acre to t/ha divide by 893.

<sup>2</sup> Maturity is 3 year average. Maturity rating is affected by planting date and area where variety is being grown. Varieties are rated as mature when 95% of the pods are ripe. Normally, 3-10 additional drying days are needed before the crop is dry enough for combining.

<sup>3</sup> LSD (0.05) - the LSD is a measure of variability within the trial. There is a ninety five percent probability that yields that differ by an amount greater than the LSD are different. Yields that differ by an amount less or equal to the LSD should be considered the same.

Testing Locations					
St Thomas	--	2021	2020	2019	2018
Exeter	2022	2021	2020	2019	2018
Winchester	2022	2021	2020	2019	2018

Graph 5a: Coloured Minor Bean



**Table 6 - 2020-2022 Coloured Minor Bean Characteristics and Distributors**

Variety	Market Class	100 Seed Weight <sup>3</sup> (g)	Disease Reaction <sup>1</sup>					Common Blight	Harvestability <sup>4</sup>	Distributor
			Bean Common Mosaic Virus		Anthracnose <sup>2</sup>					
			Race		Race					
			1	15	17	23	73			
Windbreaker	Pinto	35.7	NA	NA	NA	NA	NA	S	4.0	Canterra Seeds
Zenith	Black	25.1	R	R	NA	NA	R	S	1.7	Hensall Co-op
La Paz	Pinto	39.4	R	NA	NA	NA	S	S	2.6	Check
OAC Rosito	Small Red	24.1	R	R	NA	NA	S	S	1.9	Hensall Co-op
Viper	Small Red	30.0	NA	NA	NA	NA	S	S	2.4	ADM Seedwest
Zorro	Black	24.6	R	R	R	R	S	S	1.9	Hensall Co-op
Blackbeard	Black	24.4	R	NA	NA	NA	NA	S	1.6	Western Harvest Bean
Black Tails	Black	23.1	R	R	NA	NA	NA	S	1.9	Western Harvest Bean
OAC Vortex	Black	24.0	R	R	NA	NA	S	R	2.3	Check
Spectre	Black	25.3	R	R	NA	NA	NA	S	1.8	Western Harvest Bean

<sup>1</sup> R = Resistant, S = Susceptible, NA = Not Available

<sup>2</sup> Anthracose ratings, the predominant race found now in Ontario is Race 73. Race 17 (binary system) is equivalent to the Alpha race, race 23 (binary system) is equivalent to the Delta race.

<sup>3</sup> To convert 100 seed weight (g) to seeds per pound divide 45,400 by seed weight. Example: 45,400 / 63 gm = 720 seeds/lb

<sup>4</sup> A variety's harvestability is based on a scale of 1-5, where 1 = upright plant type, standing erect with good bottom pod height and 5 = more prostrate plant type or plants that are not erect, with poor bottom pod height.



**Table 7. Addresses of Distributors for Edible Bean Varieties**

<b>ADM Seedwest</b> 4666 Faries Parkway Decatur, ID 62526 800-637-5843 x4707 <a href="http://www.adm.com/products-services/food/edible-beans/seedwest">www.adm.com/products-services/food/edible-beans/seedwest</a>	<b>Canterra Seeds</b> 201–1475 Chevrier Boulevard Winnipeg, MB R3T 1Y7 Tel: 877-439-7333   Fax: 204-487-7682 <a href="https://canterra.com">https://canterra.com</a>	<b>Crooked Creek Acres</b> 1584 Melwood Drive Strathroy, ON N7G 3H5 519-247-3530 <a href="https://ccacres.ca/">https://ccacres.ca/</a>
<b>Elliott Grain Ltd.</b> 21964 Fairview Road, RR3 Thorndale, ON N0M 2P0 519-461-1545	<b>Ferguson Bros. of St. Thomas Ltd.</b> 43850 Ferguson Line, RR #6 St. Thomas, ON N5P 3T1 519-631-3463 <a href="http://fergusonbros.com">fergusonbros.com</a>	<b>Hensall Co-op</b> P.O. Box 219 Hensall, ON N0M 1X0 1-800-265-5190 <a href="http://www.hdc.on.ca">www.hdc.on.ca</a>
<b>Jefferies Seeds</b> Box 582 Glenboro, MB R0K 0X0 Tel: 204-827-2102   Fax: 204-827-2326 <a href="http://jefferiesseeds.com">jefferiesseeds.com</a>	<b>Meridian Seeds</b> 16553 37th St SE, Suite 3 Mapleton, ND 58059 1-866-282-SEED   701-347-9965 <a href="http://meridianseeds.com">meridianseeds.com</a>	<b>Plovgh, Inc.</b> P.O. Box 295 Viroqua, WI 54665 1-877-567-1678 <a href="http://www.plovgh.com">www.plovgh.com</a>
<b>ProVita Inc.</b> P.O. Box #628 Kuna, ID 83634 (208) 463-7624	<b>R.T. Bolton and Sons</b> 43234 Winthrop Road, RR#1 Dublin, ON N0K 1E0 (519) 525-6430	<b>SeCan Association</b> 400-300 Terry Fox Drive Kanata, ON K2K 0E3 (613) 592-8600 <a href="http://www.secan.com">www.secan.com</a>
<b>The Andersons Canada Ltd.</b> 2 Hyland Drive Blenheim, ON N0P 1A0 (519) 676-5411 <a href="http://www.AndersonsCanada.com">www.AndersonsCanada.com</a>	<b>Treasure Valley Seed Co.</b> 4633 E. River Road Freeland, MI 48623 <a href="http://tvseed.com">tvseed.com</a>	<b>Western Harvest Bean</b> 301 South Railway St Morden, MB R6M 1G7